
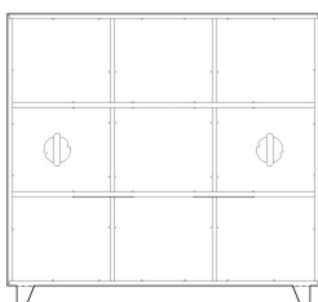
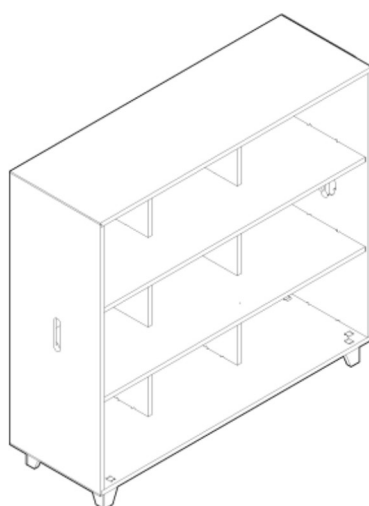



# Fin Bookshelf



scan the QR-code below  
to be taken to your  
product's unique  
timeline:

share photos of your  
finished piece with the  
community, or find out  
all about how it was  
made - where, when,  
and by whom.

YOUR PRODUCT'S UNIQUE CODE



Downloaded by Abe on  
2017-11-29 for non-commercial use.



this product is made from a standard sheet material, but some variations in finish and material thickness should be expected.

DIY assembly required, including the use of hand tools - always exercise caution when working with sharp implements, beware of splinters, and work in a well ventilated area.

powered by:

**OpenDesk**  
www.opendesk.cc

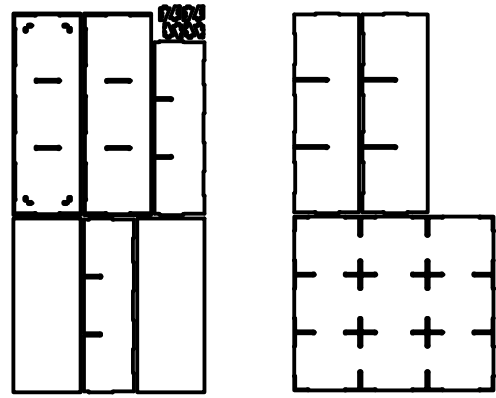
# PRODUCT ASSEMBLY INSTRUCTIONS

PRODUCT: PLANTER LOCKERS  
RANGE: FIN  
DESIGNERS: SCARLETT SAN MARTIN  
PUBLISHED: 24/05/2017  
PRODUCT VERSION: 3\_0\_0

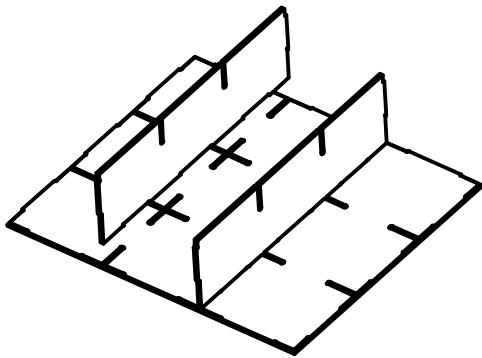
## HARDWARE & TOOLS REQUIRED

- PVA GLUE
- MALLET
- CLAMPS & RACHET STRAPS

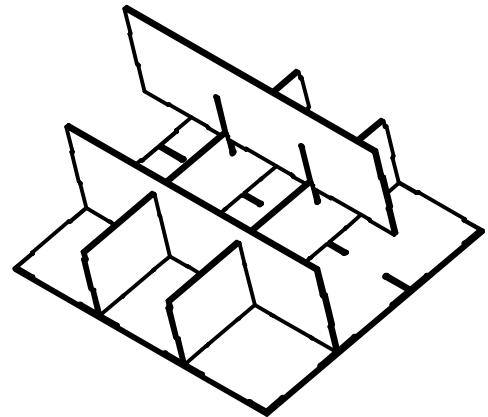
## 1. PARTS



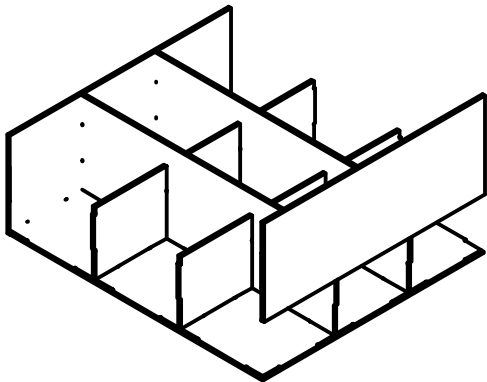
## 2. GLUE VERTICAL PANELS INTO BACK PANEL.



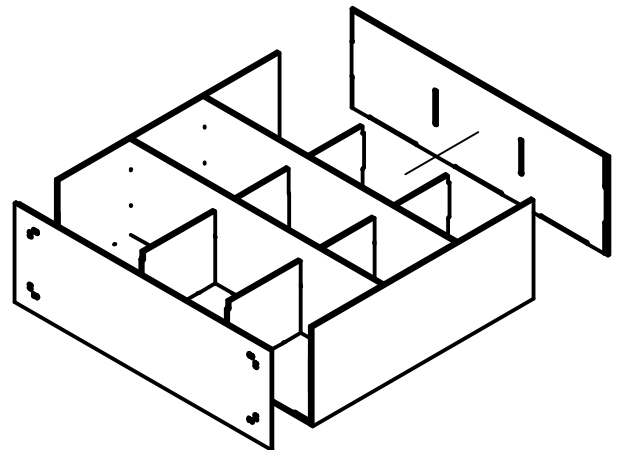
## 3. GLUE SHELVES IN PLACE.



## 4. GLUE SIDE PANELS INTO POSITION.



## 5. GLUE BASE AND TOP PANELS INTO POSITION.



## 6. GLUE AND INSERT FEET.

