



Fin Locker Planter



Range: Fin
Designed by: Scarlett San Martin

YOUR PRODUCT'S UNIQUE CODE



opendesk

twitter @open_desk
opendesk.cc

*Downloaded by Abe on
2017-11-29 for non-commercial use.*

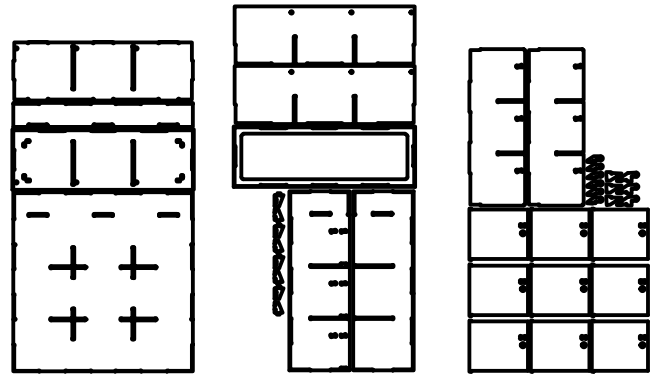
PRODUCT ASSEMBLY INSTRUCTIONS

PRODUCT: PLANTER LOCKERS
RANGE: FIN
DESIGNERS: SCARLETT SAN MARTIN
PUBLISHED: 10/05/2017
PRODUCT VERSION: 1_0_0

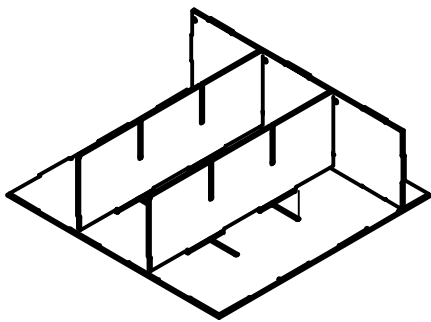
HARDWARE & TOOLS REQUIRED

- PVA GLUE
- MALLET
- CLAMPS & RACHET STRAPS

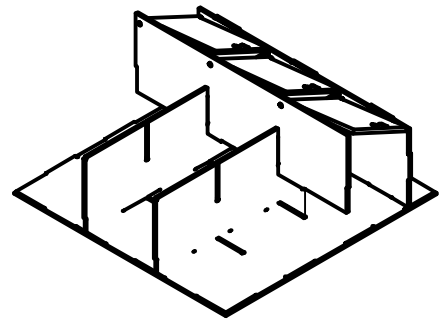
1. PARTS



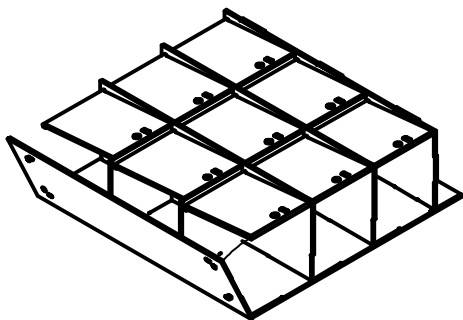
2. GLUE VERTICAL PANELS INTO BACK PANEL.



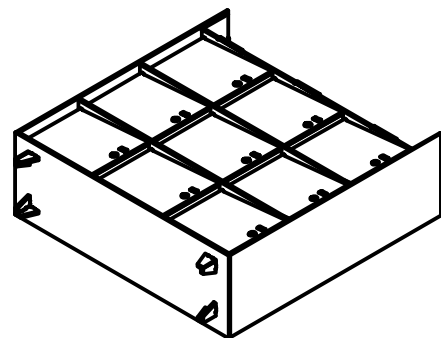
3. STARTING ON THE TOP ROW, INSERT AND GLUE SHELVES AND PLACE LOCKER DOORS.



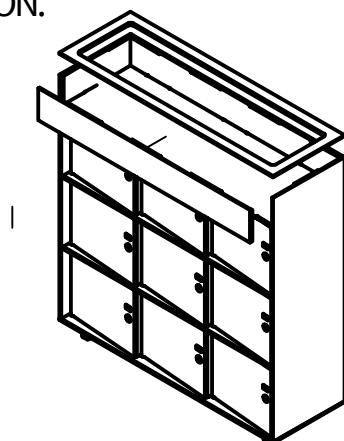
4. CONTINUE INSERTING SHELVES AND PLACING LOCKER DOORS FOR 2ND AND 3RD ROWS. GLUE BASE IN POSITION.



5. GLUE SIDE PANELS INTO POSITION. GLUE AND INSERT FEET.



6. GLUE FRONT AND TOP PLANTER PANELS IN TO POSITION.



7. GLUE AND INSERT LOCKING CLIPS IN ALL LOCKER VOIDS. GLUE AND INSERT STOPPERS IN END COLUMN VOIDS.

